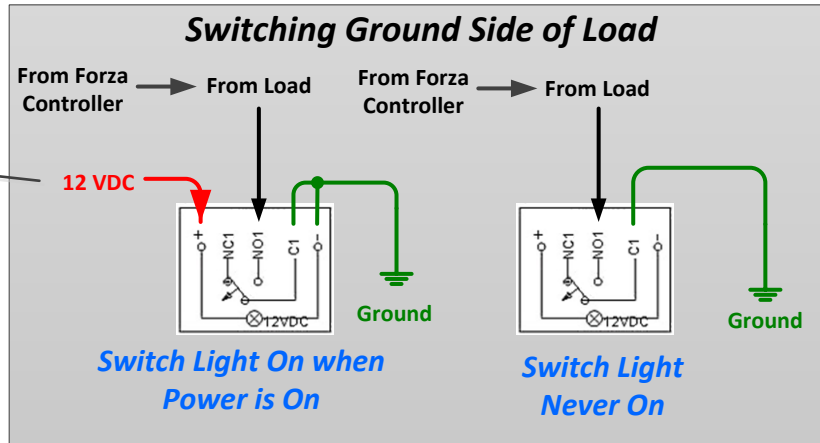


Angel Eye Switch Wiring Suggestions

Forza Componenti



A typical power source can include tapping into the headlight circuit so power is applied when lights are on.

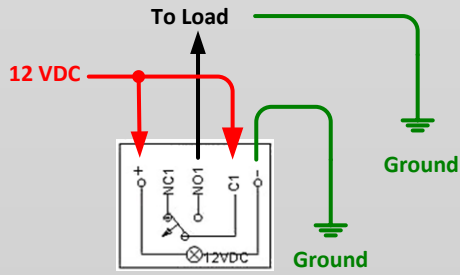


The Forza Exhaust Controller uses Switching Ground Side of Load

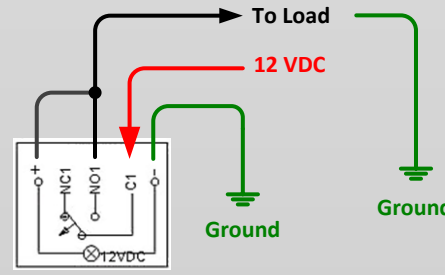


The Angel Eye switch can be used for other applications (e.g., switching accessories, LED lights, etc.)

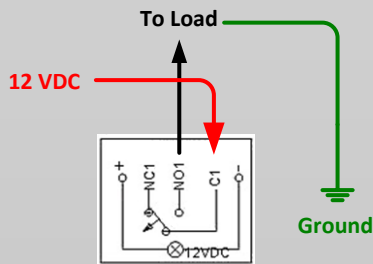
Switching Power Side of Load



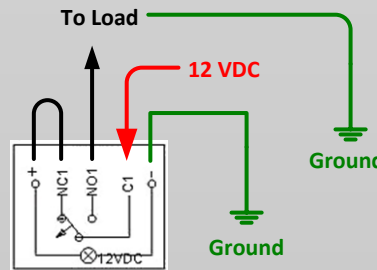
Switch Light ON when Power ON



Switch Light ON when Switch ON
Switch Light OFF when Switch OFF



Switch Light Never On



Switch Light ON when Switch OFF
Switch Light OFF when Switch ON



Contact Labels

The switch may look different than shown. The contact positions are marked on the switch body or the bottom surface of the switch.

The contact labels are:

- + This is for connection to a positive current source
- Connection to ground
- NC Normally Closed contact
- NO Normally Open contact
- C Common contact